

# **NEWSLETTER**

TOWN OF CLEVELAND PO BOX 429 CLEVELAND, NC 27013 ■ JANUARY/FEBRUARY 2010

## **FROM MAYOR JOHN I. STEELE, JR...**

Please join me in welcoming Travis Summitt upon his election as Commissioner and sending congratulations to Danny Gabriel and Pat Phifer on their re-election as Commissioners. All citizens of the Town of Cleveland are invited to Town Hall on January 11, 2010 from 6:00 to 7:00 p.m. for a reception to meet the new Mayor and Commissioners. You are welcome to stay for the regular Board meeting at 7:00 p.m. I will be available at Town Hall on Monday through Thursday from 10 a.m. to noon and Friday by appointment.

Now I would like to ask for your help. The Town's Beautification and Parks/Recreation Committees are being combined. If you are interested in serving on this committee, application forms will be available at Town Hall. Anyone interested, including current members, should turn in a completed application to Town Hall no later than January 15th. Applications will be reviewed and members selected for the committee by the Mayor and the Board of Commissioners with the results announced at the February 2010 Town Board meeting.

In October 2010, Cleveland will be hosting visitors from our Twin Town of Killyleagh, Northern Ireland. This visit will coincide with our Town's Third Annual Heritage Fest scheduled for Saturday, October 16, 2010. We will be celebrating the Scot-Irish ancestry of Western Rowan County. We want them to see Cleveland at its best. Join your Mayor and Commissioners as we all actively dedicate ourselves to a clean-up mentality for the Town. I know that we all are proud of our Town and want it to look its best, not only when guests are here, but always. Again, it is a pleasure to greet fellow citizens for the first time on paper as Cleveland's Mayor. I look forward to our working together to make Cleveland an even better place in which to live, work, and play. Wishing you holiday greetings from me and my wife, Joy. I look forward to serving you as your Mayor.

## **TOWN HALL CLOSING...**

Town Hall will be closed on Friday, January 1<sup>st</sup> for New Years and Monday January 18<sup>th</sup> for Martin Luther King Jr. Day.

## **FACTS ABOUT YOUR WATER METER...**








The water meter that you have at your home is a well engineered instrument designed to accurately measure your water use, and is constructed for a long service life. There is little that can go wrong with it or interfere with its operation. However, for all its simple, trouble-free ways, your water meter is a very sensitive instrument capable of correctly recording the precise amount of water you use. Like any mechanical device, it does tend to wear with time. Does this mean that your meter has failed you? No, because any variation from the norm is always in your favor. The chances are that due to wear, your meter is registering less water than you are actually using. Your water meter can provide useful information in several ways. It will tell you how much water you use in a day, a week, or in a month. Your meter can also tell you how much water you use for watering your lawn or filling up your pool simply by reading it before and after watering or filling your pool. In addition, your meter can assist you in checking for potential leaks in your house or the supply line on your property. To check for leaks, turn off all faucets and appliances that use water in your home and watch the red triangle located on the dial face of the meter register for several minutes. If the red triangle hand moves, water is continuing to flow through the meter even though you have turned all sources of usage off. This typically indicates a leaking toilet flapper or supply line break somewhere after the meter. Any leaks at or after the meter is typically the responsibility of the property owner. Today, reading your meter is easy. Your meter is a straight type of meter register with an odometer like an automobile odometer. There are six (6) movable number wheels on each register of a meter. Some registers have 1, 2 or 3 permanently printed zero's (0's) to the right of the six (6) movable wheels.

## RECYCLING...

Recycling dates for January are the 14<sup>th</sup> and 28<sup>th</sup>. February dates are the 11<sup>th</sup> and 25<sup>th</sup>. Due to the large volume of recyclables, PLEASE recycle your items each time; do not hold your items monthly. You will need to separate your items and place them in separate containers.

**BEGINNING IN JANUARY**, if your items are not separated in separate containers, your recycling will **NOT** be picked up. Do not place any recyclables in small plastic bags. Rowan County does not accept any plastic items that have a large opening, examples of these are peanut butter JARS and coffee containers. They do not accept black plastic, medicine bottles from the pharmacy, ice cream containers, cake and pie containers, TV or microwave oven dinner trays.

The following items can be recycled and must be separated from the other items listed; any plastic BOTTLE that you drink out of, white or yellow milk jugs, laundry detergent and fabric softener bottles. Remember only items marked with a # 1 or # 2 are accepted and NOT everything with a # 1 or # 2 is accepted. Following is a chart to help you determine if your item is recyclable or not.

RECYCLABLE	ACCEPTED ITEM	NOT ACCEPTED	TO PREPARE: PLEASE
<b>Aluminum Cans</b> 	Beverage cans only.	NO durable or heavy aluminum items.	Rinse.
<b>Mixed Paper</b> 	Paperboard (food) boxes, junk mail, colored paper, phone books	No corrugated cardboard or newspaper. No pizza boxes or other papers contaminated with food.	Separate from other types of paper.
<b>Newspaper</b> 	Includes inserts.	No corrugated cardboard or other mixed papers. Please remove string and plastic bags.	Separate from other types of paper.
<b>PET #1 Soda bottles</b> 	Must have a #1 on bottle. <b>MUST HAVE A NECK.</b> (Drink bottles, shampoo, etc.)	No bottles that contain oil or other hazardous materials. Nothing other than bottles. No tubs, peanut butter jars, etc.	Separate from other plastic types. Rinse. Discard all lids.
<b>HDPE Natural #2 Milk Jugs</b> 	Must have a #2 on bottle and be natural in color. <b>MUST HAVE A NECK.</b>	Nothing other than bottles. (Tubs, containers, etc.)	Separate from other plastics. Rinse. Discard lids.
<b>HDPE Colored #2</b> 	Must have a #2 on bottle and have a distinct color. (Bleach, detergent, etc.) <b>MUST HAVE A NECK.</b>	Nothing other than bottles. (Tubs, containers, etc.)	Separate from other plastics. Rinse. Discard lids.
<b>Steel Cans</b> 	Food cans only.	No aluminum cans or pet food cans.	Rinse.